



S.C.R. Power Regulator 1Ø(60~160A)

DIMENSION



ORDERING CODE

Model No.	
A	1
1 Phase	1
Power Supply	220V 2
	380V 3
	440V 4
Current Range	60A 06
	80A 08
	100A 10
	120A 12
	160A 16

Must consider the system of power on, heat sink and other factors, the usage current shouldn't be above 80% of its rated current.

Testing: Load current over 1A

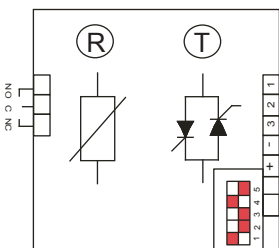
SPECIFICATION

Power Supply : AC 220V 380V 440V ±10%
Load Capacity : 60A 80A 100A 120A 160A
Frequency : 50/60Hz
Output Voltage : 0-97% output
Applicable Load : Resistance load
Input Signal : 4-20mA, 1-5V DC, VR adjustment by Manual
Cooling System : All by forced air cooling
Ambient Temperature : -10 ~ 55, below 90% humidity
Weight : 60A~100A approx. 2.3 kg
 120A~160A approx. 3.5 kg

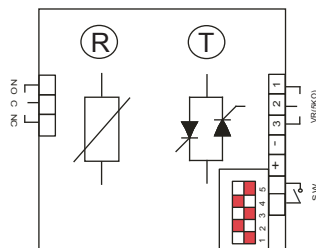


INPUT SIGNAL SELECTION

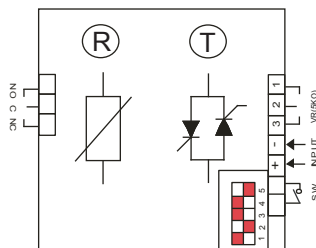
1. Input Signal 4-20mA



2. Input Signal by manual



3. Input Signal manual + 4-20mA



4. Input Signal 1-5V

